

EntryMax[™] COMPOSITE

*Make the first impression
of your home, a lasting one.*



*With an industry-leading design, EntryMax[™] doors offer the
Security, beauty, comfort & longevity that your home deserves.*

Our Entry Systems

EntryMax offers you limitless custom design options, a huge variety of styles, colours and a new stain technology that creates a finish you won't believe. Our custom glass options are second to none.




Decorative Glass Options

For doors and windows, you can choose from our large selection of standard glass designs or let our in-house glass division "MPD Glass" work with you to create a truly unique one-of-a-kind design that will create privacy & beautify your home.



Custom Colour Matching

For doors and windows, you can choose from our large palette of standard colours or have us custom match an existing colour. Colour matching is available for paint or stain and our in-house paint facility can accommodate your request.




Double Weather Stripping

Double weatherstripping is standard for maximum weather protection, providing an excellent R rating. Our double weatherstripping is continuous and no breaks in the seal. It is waterproof.



Deadbolt Plate & Self Adjusting Strikes

4mm thick steel deadbolt reinforcement adds an extra layer of security along with our patented ratcheting strike plate offer a consistent positive seal no matter the weather conditions.



Ball Bearing Hinges

Ball bearing hinges provide smooth operation year after year.



Since 1990

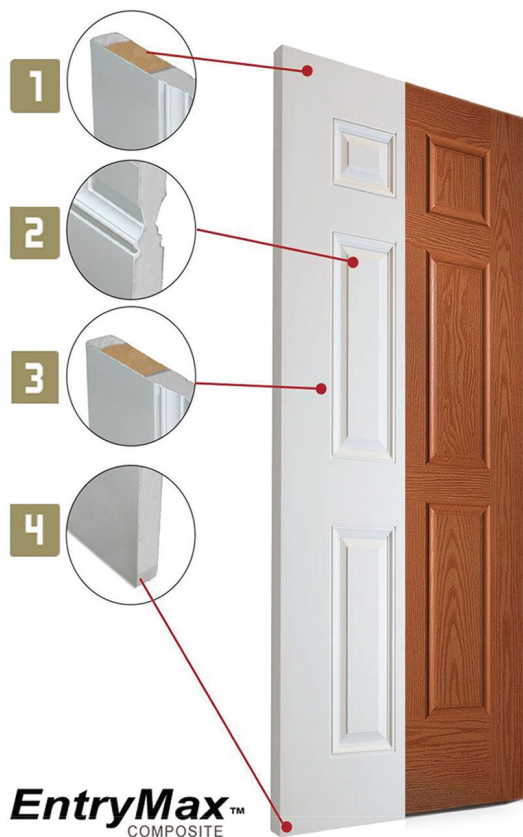


Local



Customize

Not all fiberglass doors are created equal.



EntryMax™
COMPOSITE

1 Steel Reinforcement

Full length steel reinforced LVL lock block offers exceptional security and prevents warpage in extreme temperatures.

2 Energy Efficiency

Filled with an insulating core of 100% CFC-free polyurethane foam, providing an excellent R rating.


3 Durability

Fiberglass skins are resistant to dents, dings, splintering and corrosion. Rigid structure prevents bowing and warping in extreme temperatures.

4 Waterproof

Full length composite stiles and rails provide complete waterproofing and superior strength. These will not splinter like wood or delaminate like steel.

Door Styles



Flush Panel



3 Panel



3/4 Lite



6 Panel 1/4 Lite



6 Panel



4 Panel




2 Panel 1/2 Lite



2 Panel 3/4 Lite



9 Panel



Modern Teak



Mah 2 Panel



Mah 1 Panel

Our fiberglass doors provide the best in strength and security while looking great.





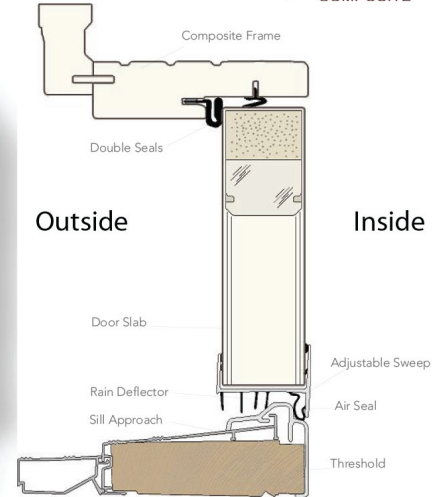


EntryMax Composite™ entry systems are the result of years of research and development. It has made us leaders in our field. Our products will deliver performance and lasting curb appeal.

DOOR
PROFILE



EntryMax™
COMPOSITE



CUSTOM
COST

ENERGY
EFFICIENT

BEAUTY
QUALITY

Quality products with unique features and their benefits are just the beginning



EntryMax™
COMPOSITE